



An tÚdarás Arachas Sláinte
The Health Insurance Authority

Market Update

Síle Hanley

18 June 2024



Rialtas na hÉireann
Government of Ireland

Disclaimer

The views expressed in this presentation are those of the presenter(s) and not necessarily those of their employer(s) (if any) or the Society of Actuaries in Ireland.

Agenda



- Who is the HIA?
- Market Update
 - Insured Population
 - Claims



1 Why is there a HIA?



Other Regulators in the Health Insurance Market



An tOmbudsman Seirbhísí
Airgeadais agus Pinsean

Financial Services and
Pensions Ombudsman



Banc Ceannais na hÉireann
Central Bank of Ireland

Eurosystem



eiopa

European Insurance and
Occupational Pensions Authority



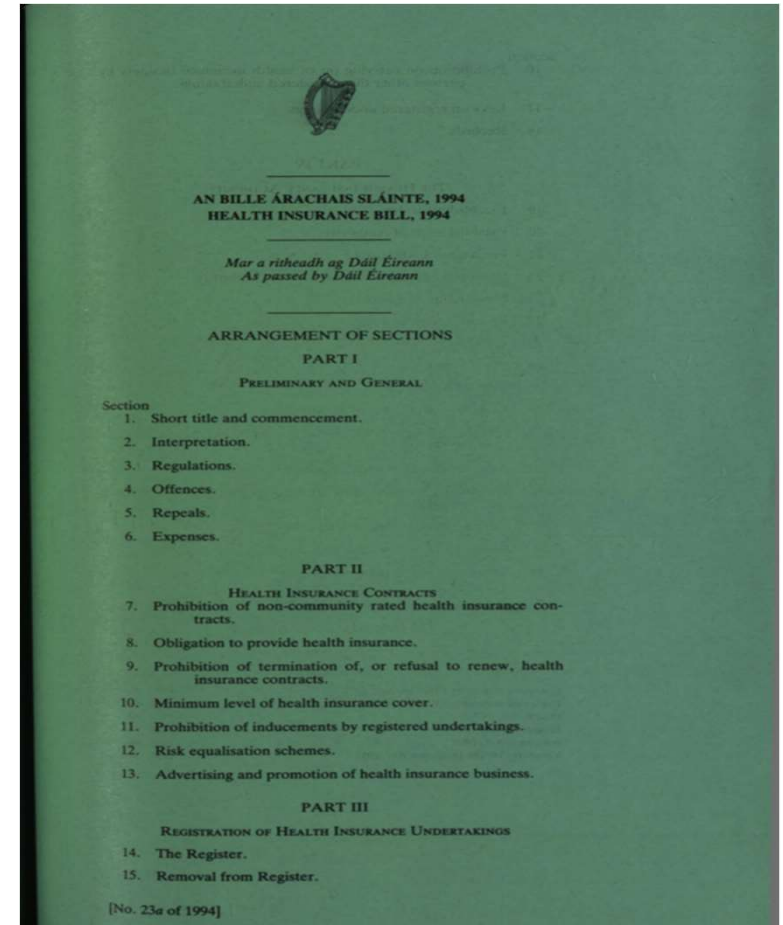
An Coimisiún um
Chosaint Sonraí
Data Protection
Commission

Health Insurance Market in Ireland



Health Insurance in Ireland is based on 4 main principles


- **Community rating**: The cost of health insurance is based on services and treatments not your medical history, your previous claims or your age – this is called community rating
- **Open enrolment**: guarantees the right to buy any health insurance product on the market
- **Life time cover**: guarantees the right to renew a policy
- **Minimum benefits**: legislation specifies the minimum level of cover that an in-patient health insurance contract must include



What the HIA does



REGULATE



MONITOR



INFORM



2a Market Update

Insured Population

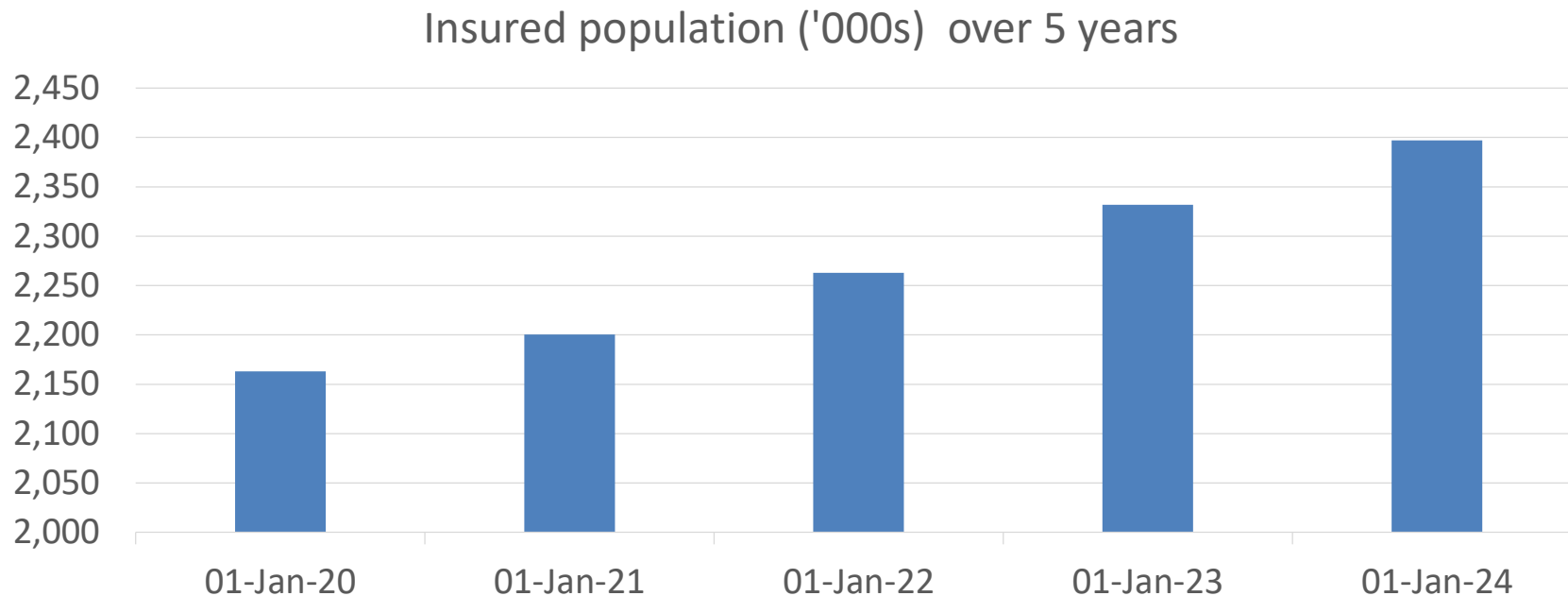


Rialtas na hÉireann
Government of Ireland

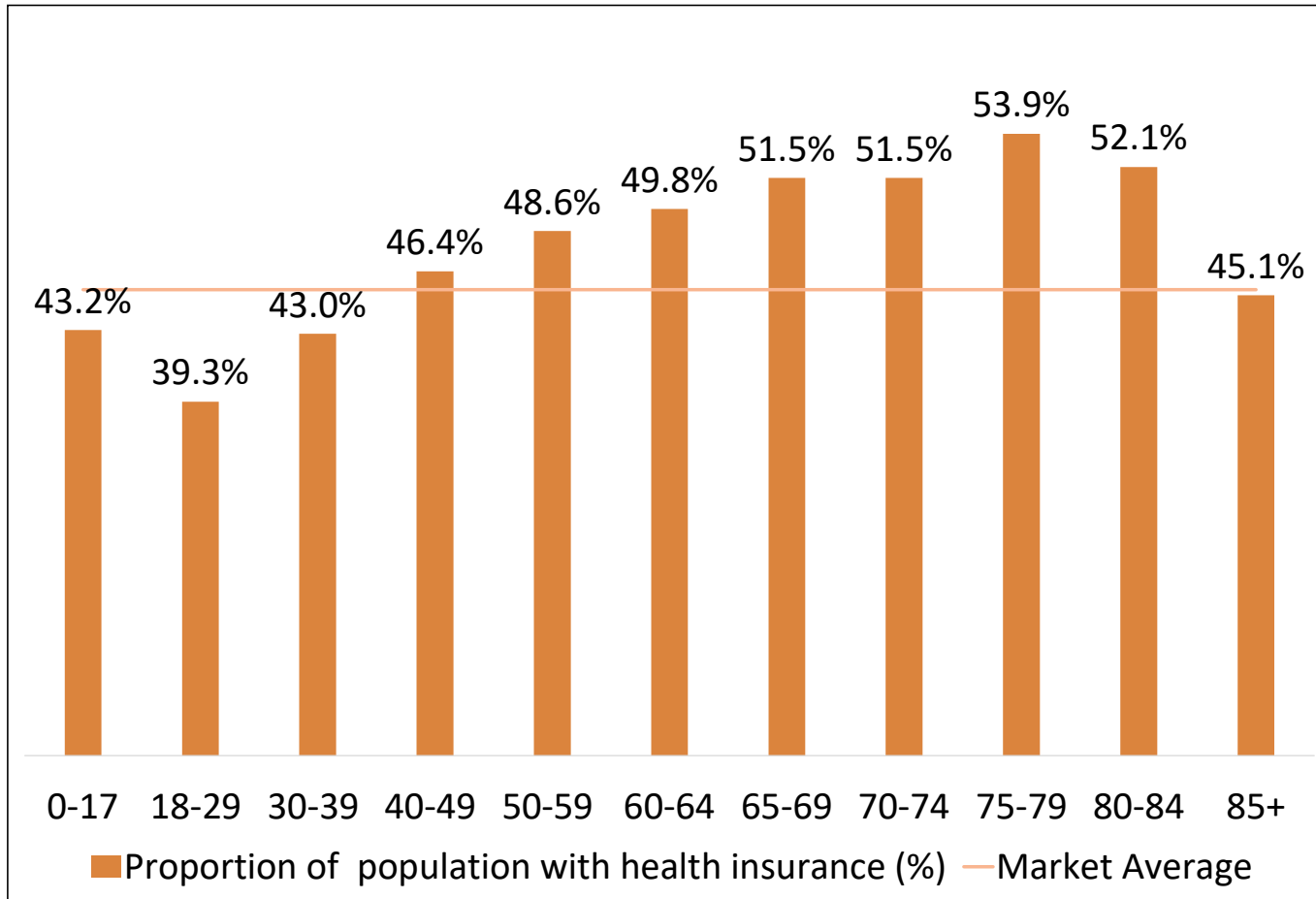
Insured Population – subject to Risk Equalisation



- Health insurance coverage continues to grow; growth is slowing.
- At the end of 2023, 2.48 million people had some kind of health insurance, approximately 47% of the total population in Ireland.
- 1.6% increase on January 2023.



Market Penetration by Age



- 18-29 have lower percentages insured compared to the average.
- 65-84 have much higher percentages insured.
- Average across all age groups is 45.4%.

Change in age profile of insured population over 2023



Change in insured persons by age range			
Age Group	01-Jan-23	01-Jan-24	Change %
0-17	522,424	529,157	1%
18-29	291,773	299,075	3%
30-39	303,013	310,309	2%
40-49	369,672	376,437	2%
50-59	315,673	325,833	3%
60-64	137,005	142,167	4%
65-69	122,365	126,076	3%
70-74	103,661	108,467	5%
75-79	81,168	87,296	8%
80-84	49,078	53,007	8%
85+	35,992	39,297	9%
Total	2,331,824	2,397,121	3%

- Influx of older lives from ESB Restricted Membership Undertaking
- Population continues to age



2b Market Update

Claims Experience

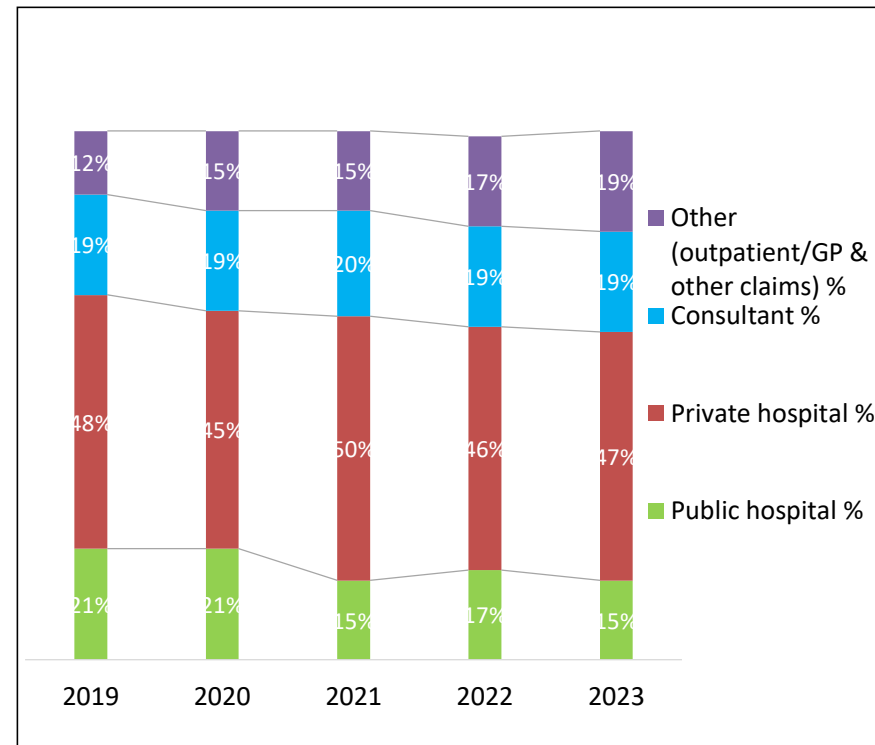


Rialtas na hÉireann
Government of Ireland



Claims paid by insurers

- The total level of claims paid by insurers in 2023 rose by 15% on 2022.
- €2.85bn in claims settled in 2023.
- The proportion of claims for private hospitals has increased, while the proportion of total claims for public hospitals has decreased. Claims for services outside the hospital setting continue to increase.

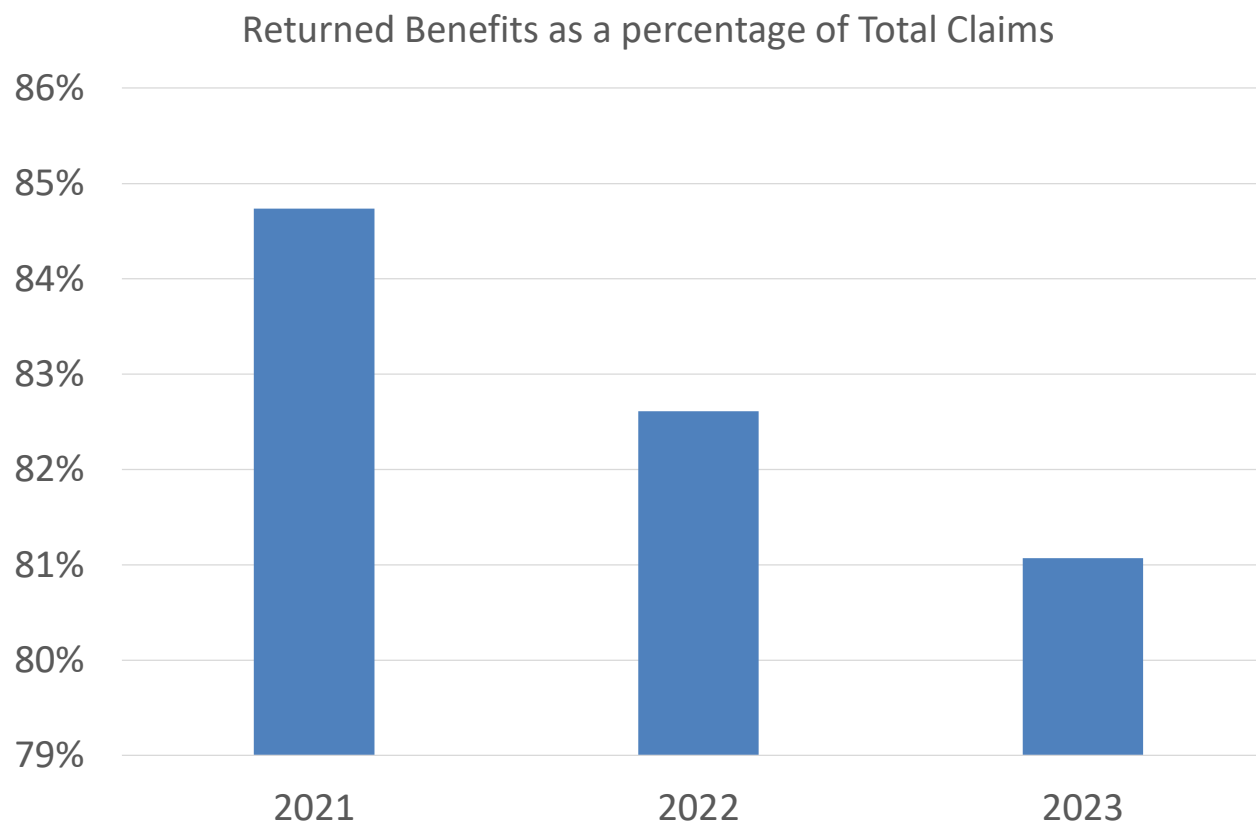


Trends in claims paid by health insurers for hospital and other treatment (2019-2023)

Returned Benefits vs Claims



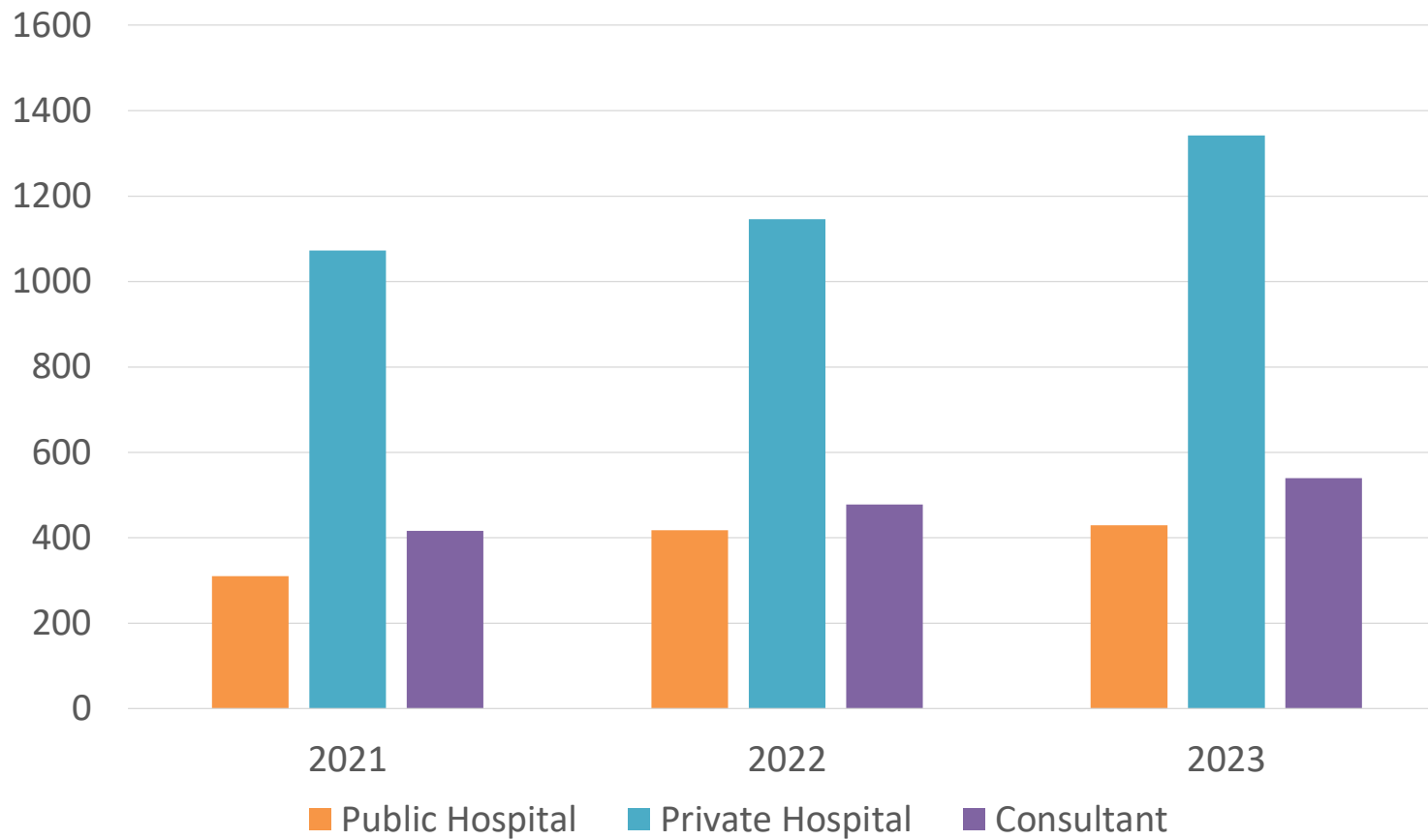
- **Claims:** What the insurer paid for
- **Returned Benefits:** what the Risk Equalisation Scheme aims to smooth



Care Settings



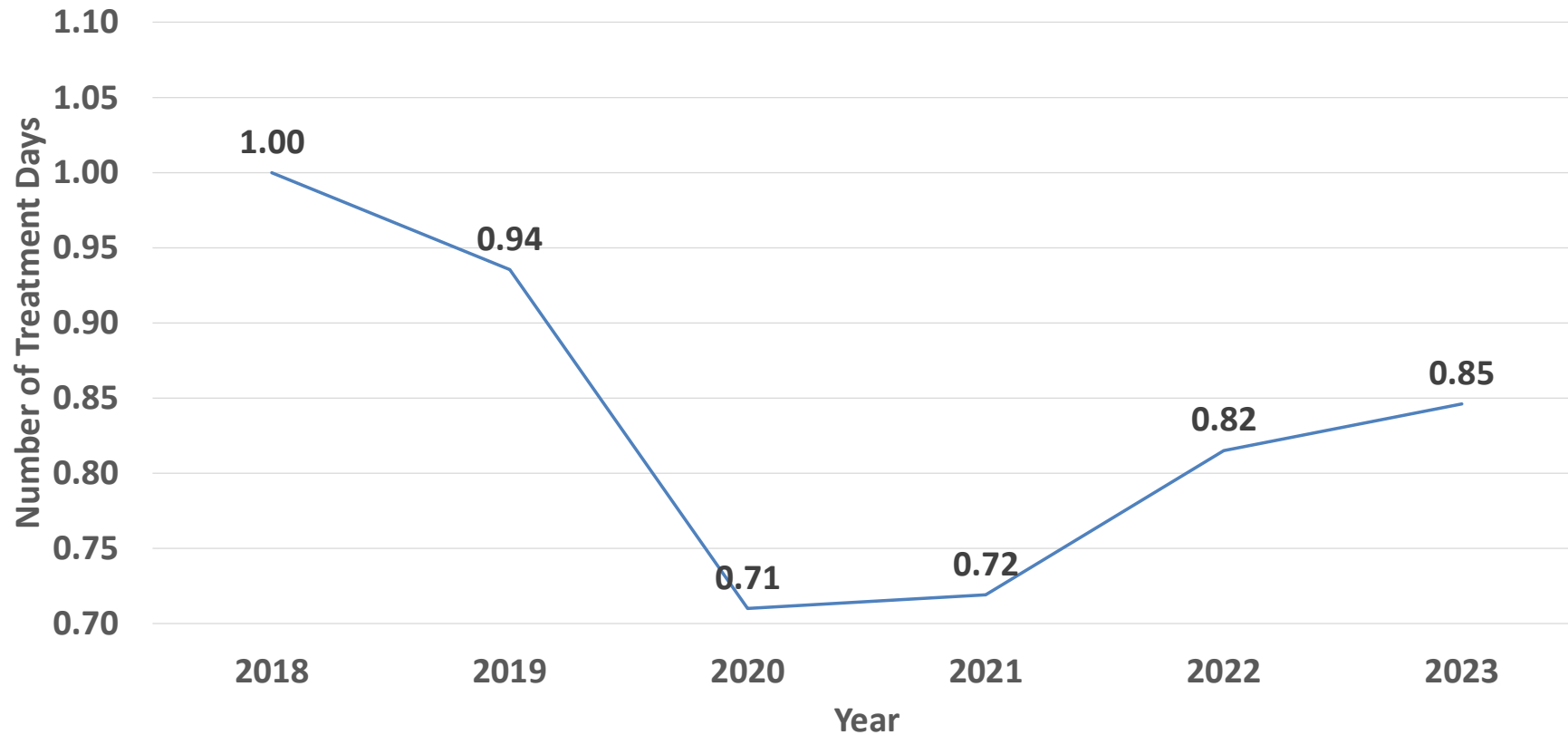
Returned Benefits by Service Provider





Treatment Days per insured person

Market treatment days per insured person from 2018 to 2023



Thank you!

Visit our website www.hia.ie or contact us at
info@hia.ie or (01) 406 0080

