

# Market Update

Síle Hanley

22 May 2024



Rialtas na hÉireann  
Government of Ireland

# Agenda



- Providers
- Insured Population
- Claims



# 1 Providers



Rialtas na hÉireann  
Government of Ireland

# Who is in the market?



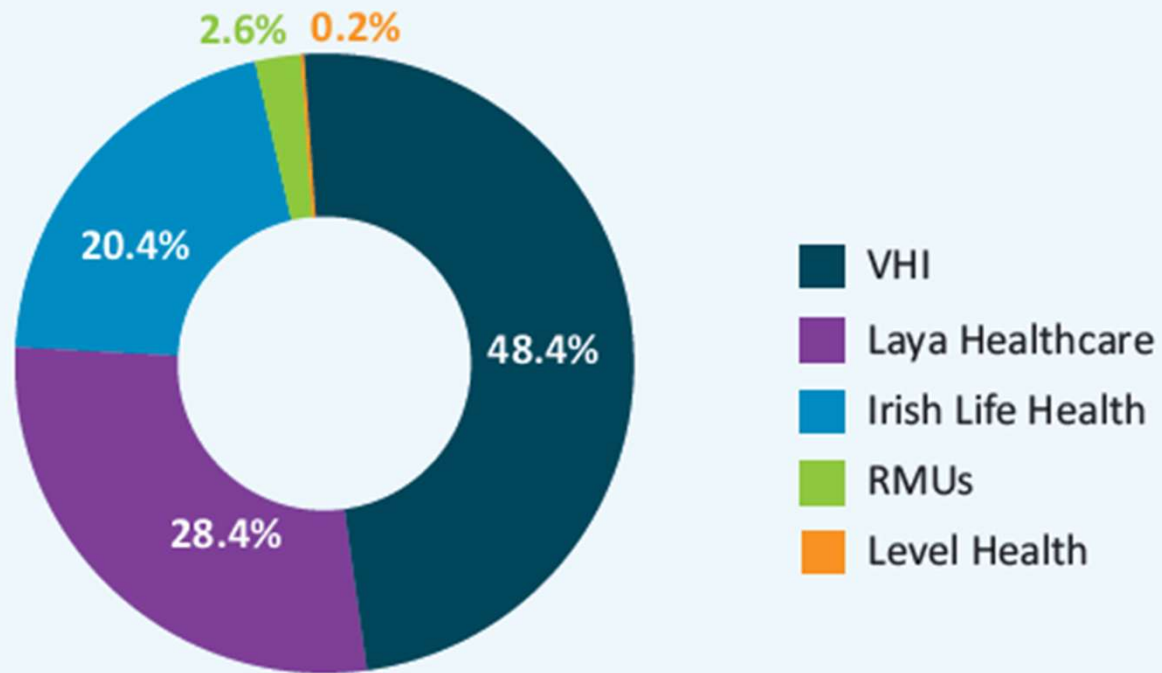
## Open Market Undertakings

- HSF Ireland
- Irish Life Health
- Laya Healthcare
  - Back book underwritten by Elips Insurance Limited
  - Open book underwritten by AXA Insurance Ireland
- Level Health
  - Underwritten by Aviva Insurance Ireland
- Vhi Healthcare

## Restricted Membership Undertakings

- ~~Goulding Voluntary Medical Scheme~~
- Irish Life Assurance plc Outdoor staff Benevolent Fund
- Irish Life Medical Aid Society
- New Ireland/ Irish National Staff Benevolent Fund
- Prison Officers Medical Aid Society
- St Paul's Garda Medical Aid Society

## Market Share





# 2 Insured Population



Rialtas na hÉireann  
Government of Ireland

## Insured Population



- 2.52 million people had some type of health insurance at the end of 2024
- Approximately 46% of the population



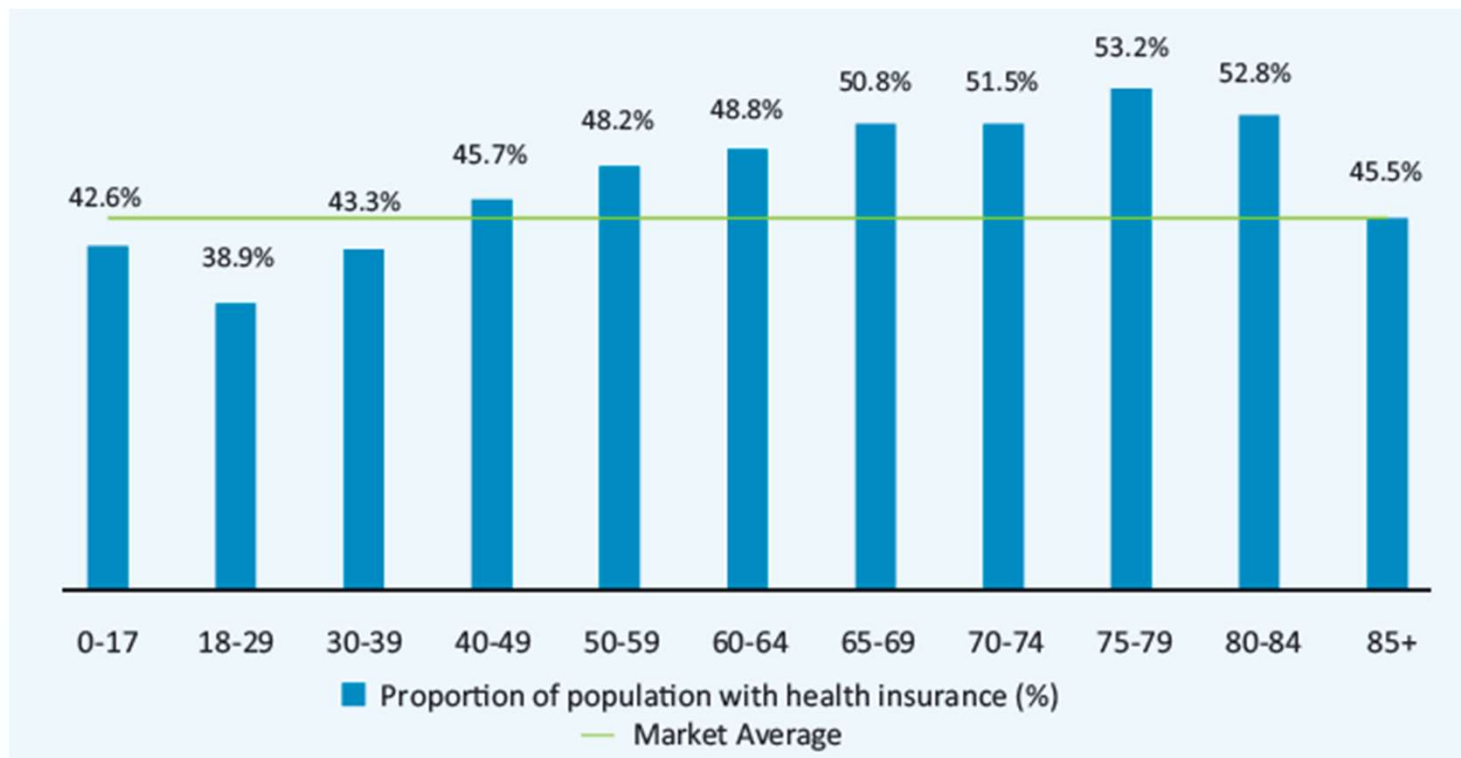
## Age of insured population



| Age Group    | Population       | Proportion |
|--------------|------------------|------------|
| 0-17         | 525,738          | 22%        |
| 18-29        | 303,764          | 13%        |
| 30-39        | 313,276          | 13%        |
| 40-49        | 378,340          | 16%        |
| 50-59        | 331,512          | 14%        |
| 60-64        | 144,192          | 6%         |
| 65-69        | 127,796          | 5%         |
| 70-74        | 110,528          | 5%         |
| 75-79        | 89,980           | 4%         |
| 80-84        | 56,387           | 2%         |
| 85+          | 41,504           | 2%         |
| <b>Total</b> | <b>2,423,017</b> |            |



## Market Penetration by Age



- 18-29 have lower percentages insured compared to the average.
- 65-84 have much higher percentages insured.
- Average across all age groups is 45%.

## Change in age profile of insured population over 2024



| Age Group    | 01-Jan-24        | 01-Jan-25        | Change %  |
|--------------|------------------|------------------|-----------|
| 0-17         | 529,157          | 525,738          | -1%       |
| 18-29        | 299,075          | 303,764          | 2%        |
| 30-39        | 310,309          | 313,276          | 1%        |
| 40-49        | 376,437          | 378,340          | 1%        |
| 50-59        | 325,833          | 331,512          | 2%        |
| 60-64        | 142,167          | 144,192          | 1%        |
| 65-69        | 126,076          | 127,796          | 1%        |
| 70-74        | 108,467          | 110,528          | 2%        |
| 75-79        | 87,296           | 89,980           | 3%        |
| 80-84        | 53,007           | 56,387           | 6%        |
| 85+          | 39,297           | 41,504           | 6%        |
| <b>Total</b> | <b>2,397,121</b> | <b>2,423,017</b> | <b>1%</b> |

- Overall insured population increase by 1%
- Over 75 population has increased by 5%

## Lifetime Community Rating

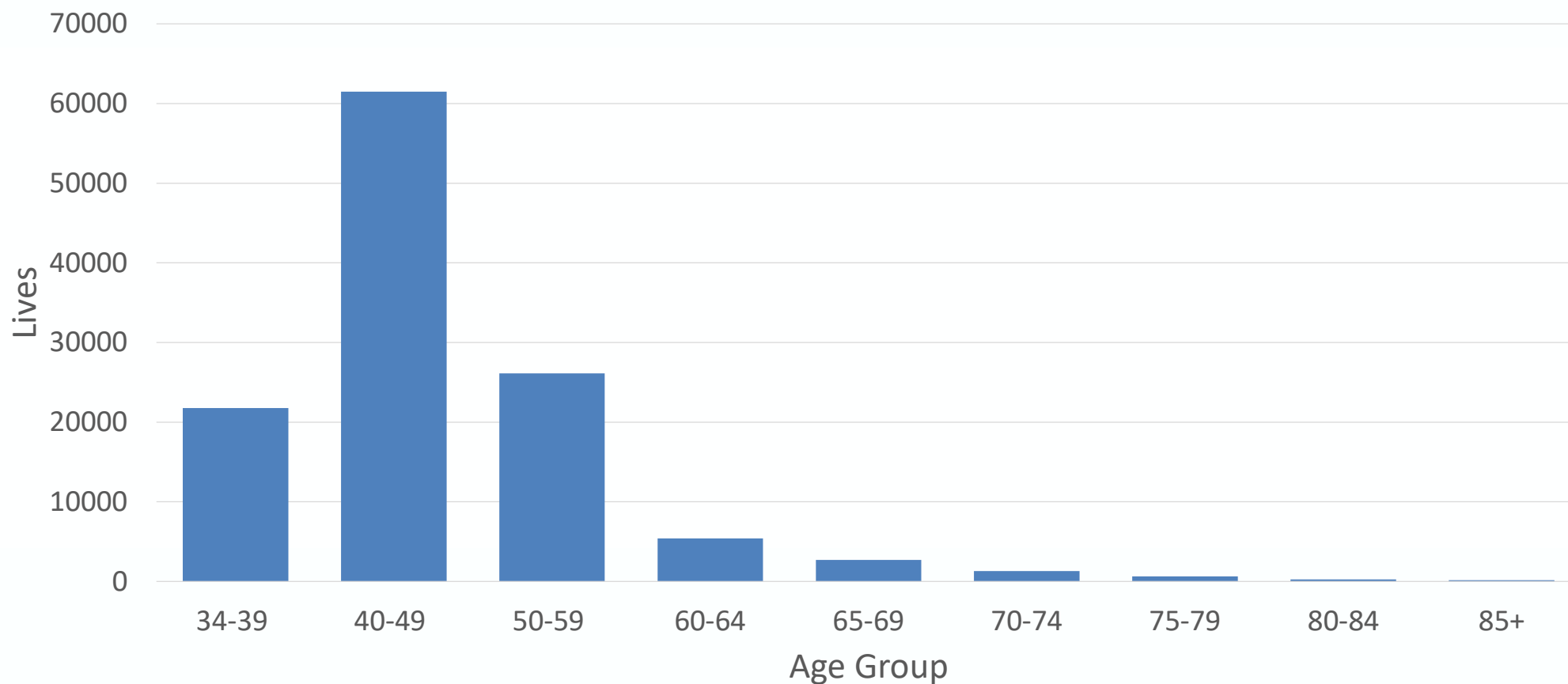


120k people

€32m

5%

## Number of people paying LCR loading by age group



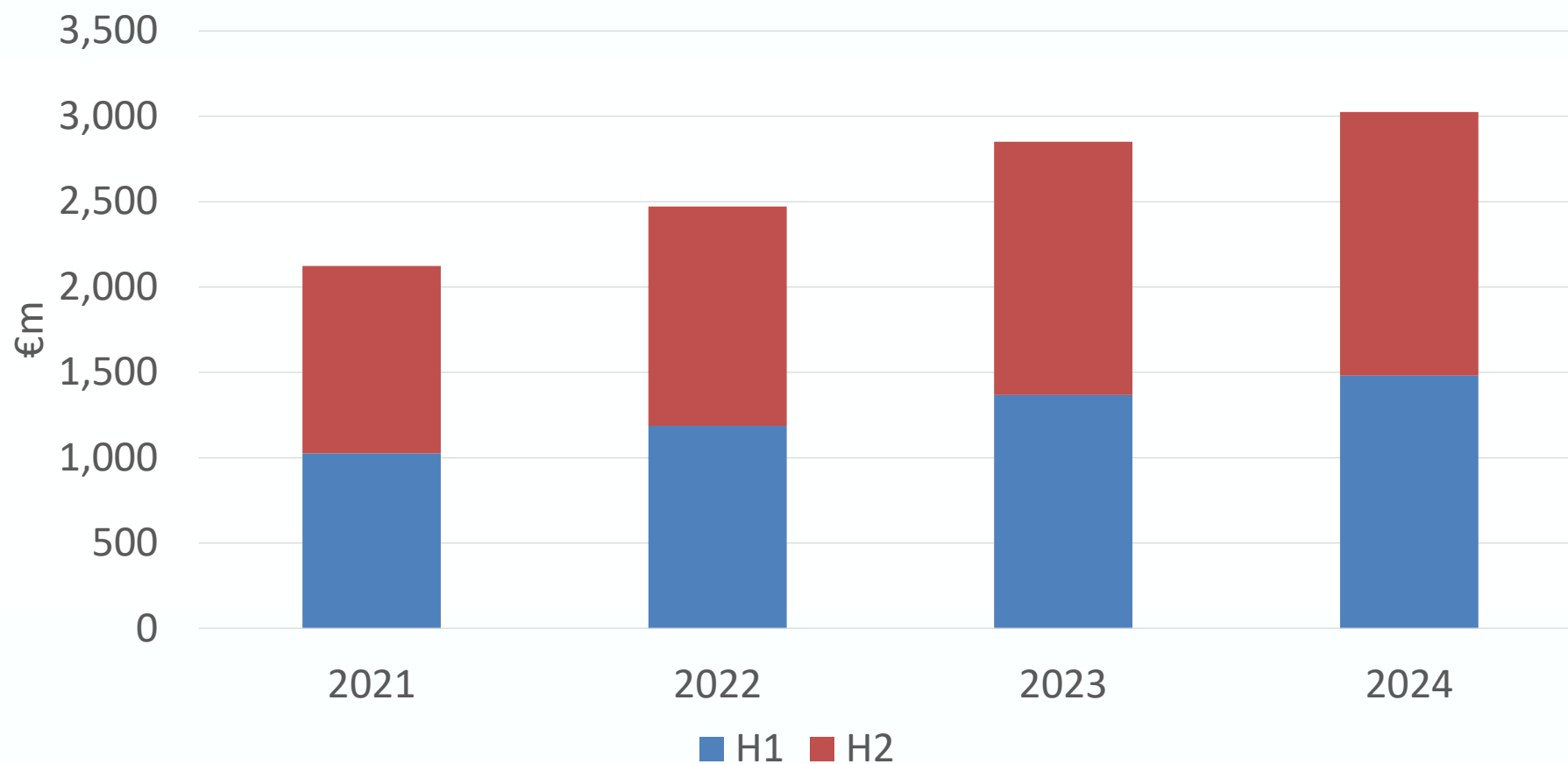


# 3 Claims

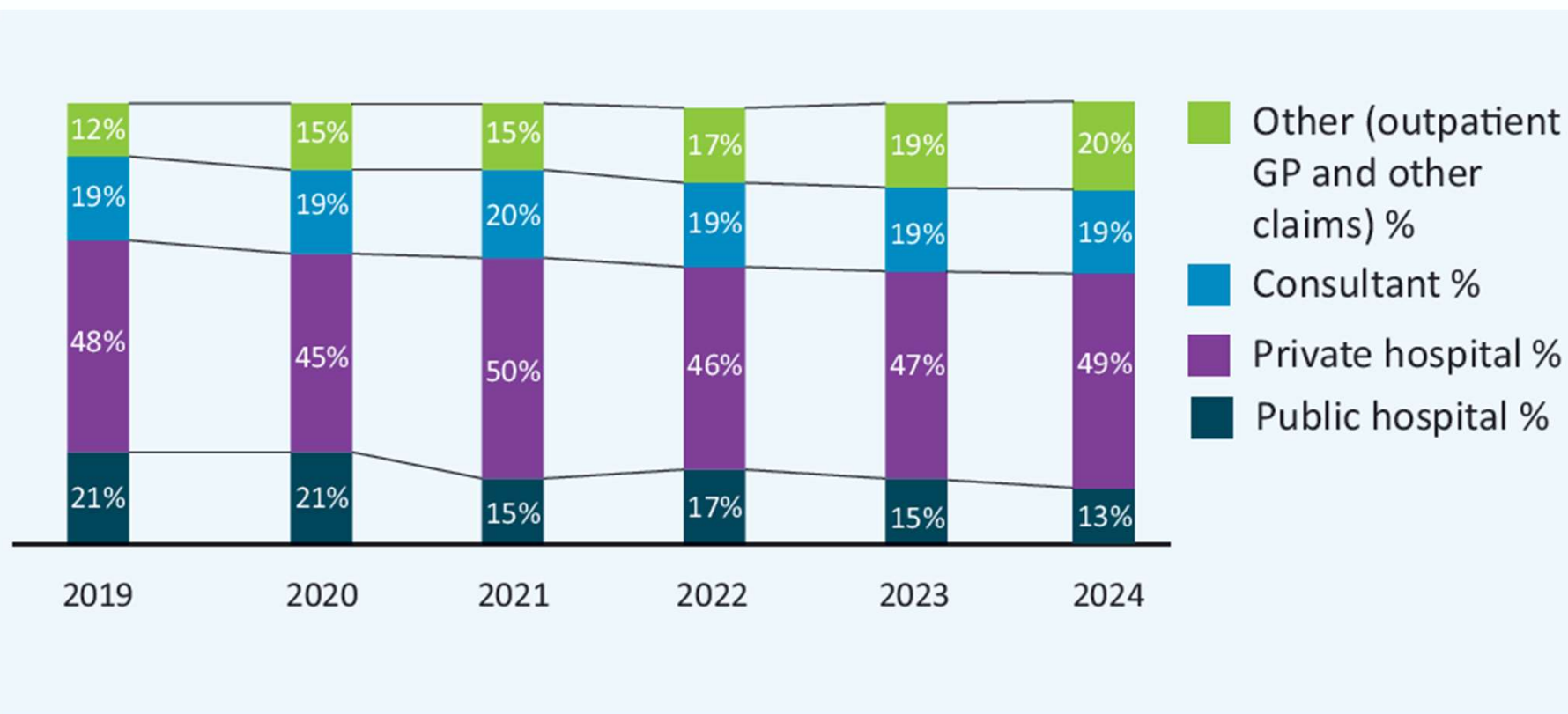


Rialtas na hÉireann  
Government of Ireland

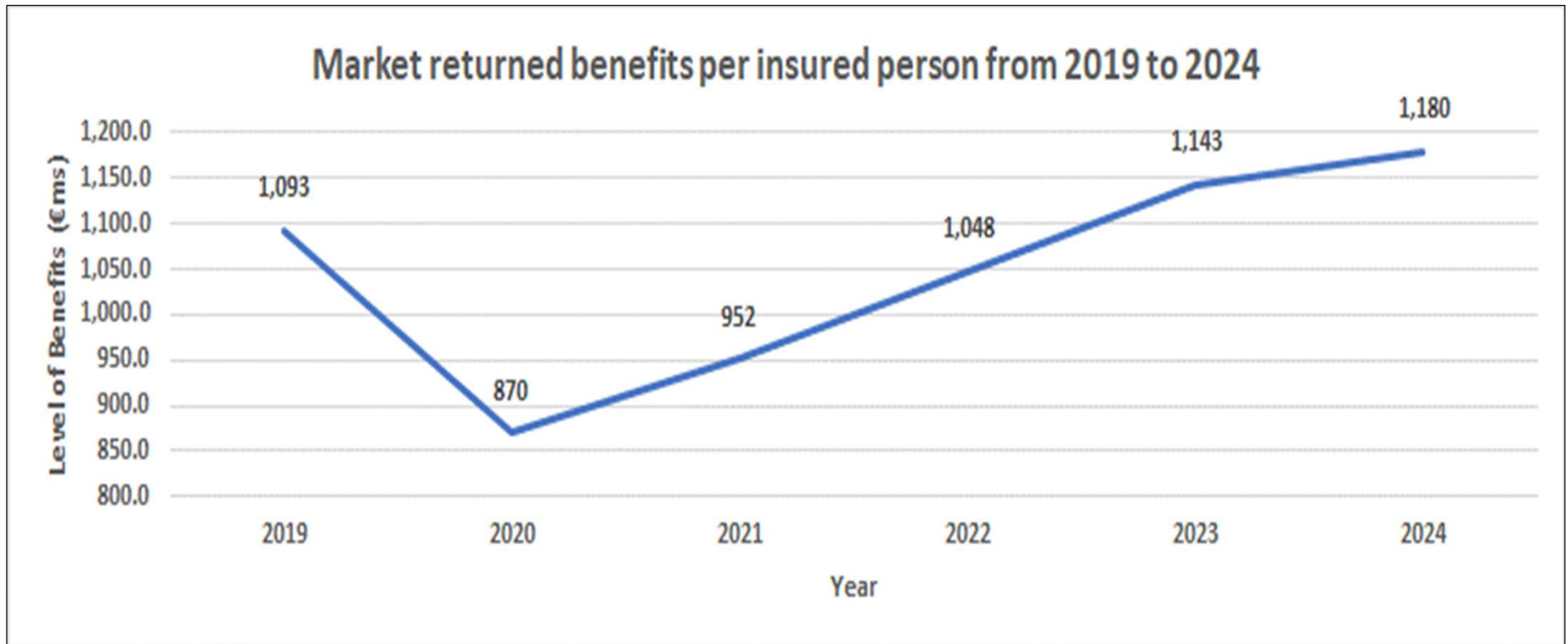
## Claims Paid



## Paid claims by setting

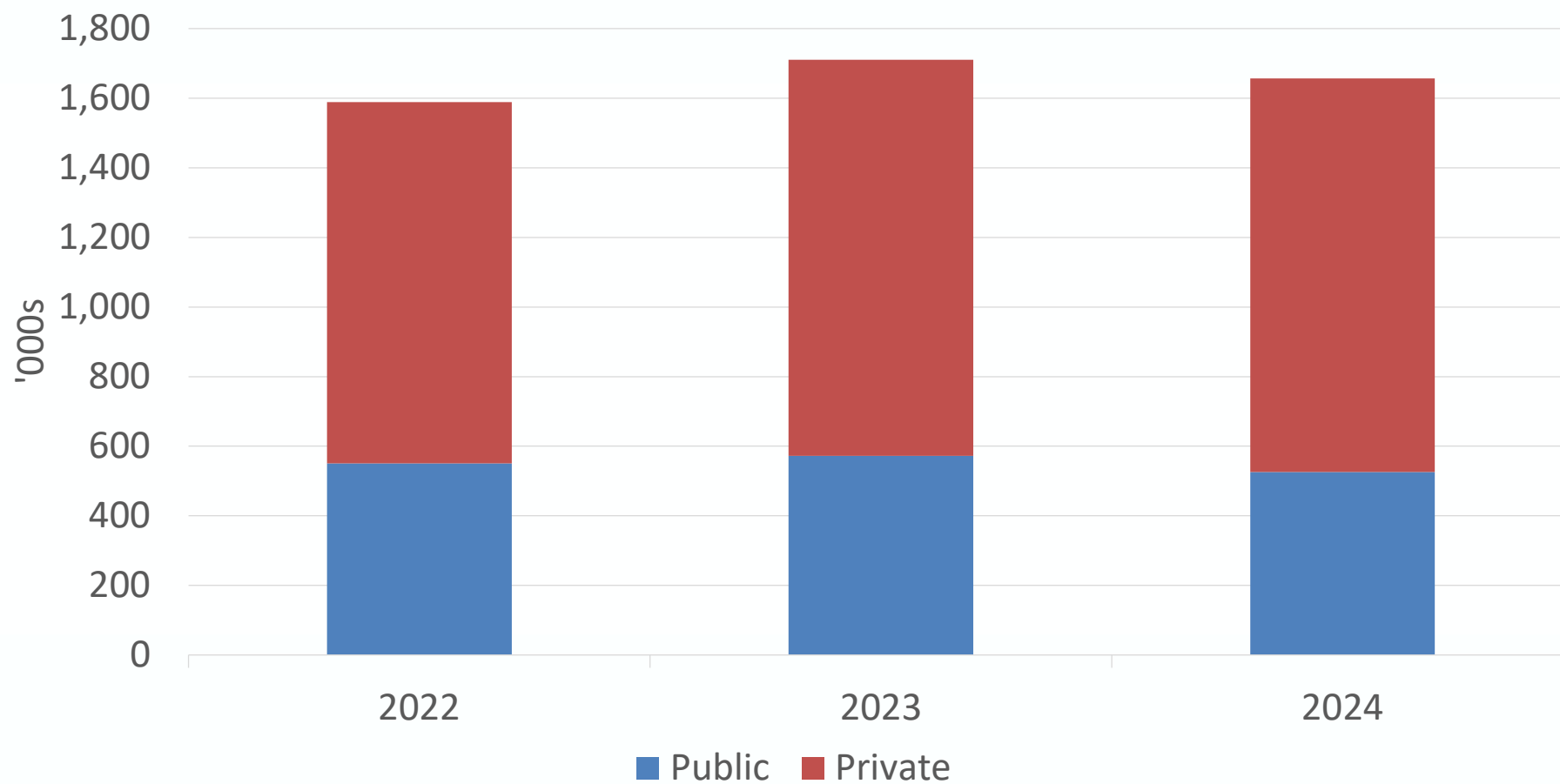


## Returned Benefits per insured person

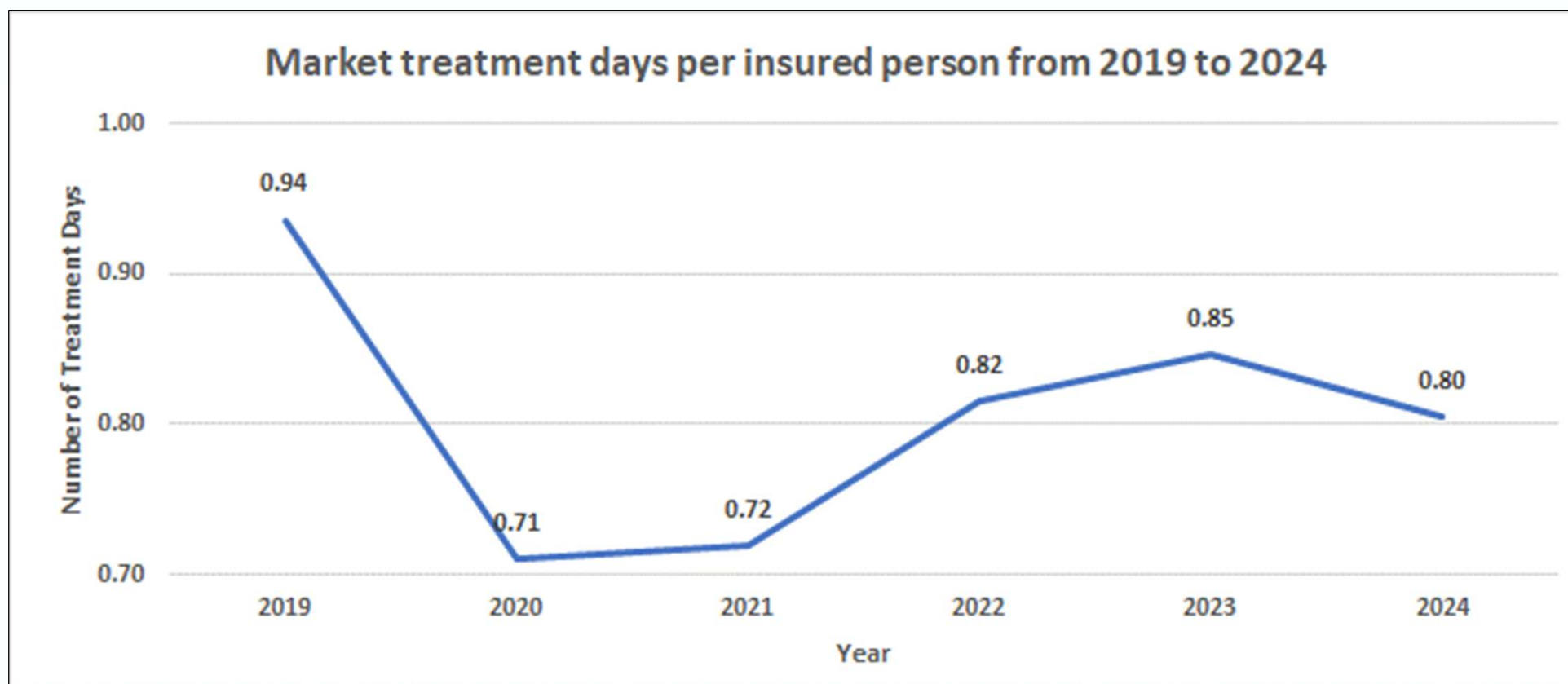




## Hospital Treatment Days



## Hospital Treatment days per insured person





# Questions?



Rialtas na hÉireann  
Government of Ireland

# Thank you!

Visit our website [www.hia.ie](http://www.hia.ie) or contact us at  
[info@hia.ie](mailto:info@hia.ie) or (01) 406 0080  
[silehanley@hia.ie](mailto:silehanley@hia.ie)

